

## Agro-processing Annual Brief for 2022

Directorate: Agro-processing Support

### Highlights of 2022

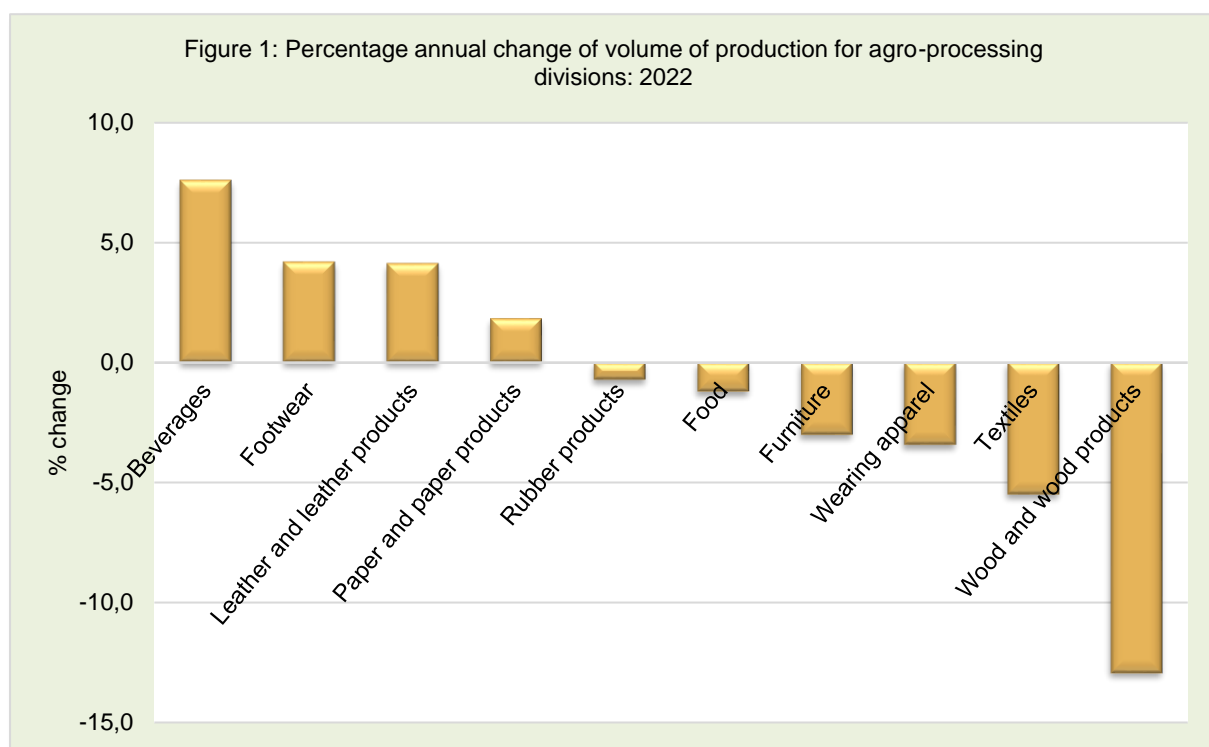
In 2022, the agro-processing sectors' seasonally adjusted volume of production contracted by 1,3% from a 13,3% growth in the previous year. The following divisions contracted in 2022: textiles, wearing apparel, wood and wood products, rubber and furniture. The beverages, footwear and paper and paper products divisions, however, moderated during the period under review. However, seasonally adjusted volume of production for food products division decelerated, while it increased for leather and leather products division.

In 2022, the agro-processing sector's seasonally adjusted value of sales moderated by 10,5% from a 13,4% growth in 2021. Sales for most of the divisions in the agro-processing sector moderated during the period under review. These divisions were: rubber products, beverages, textiles, leather and leather products, paper and paper products, footwear and furniture. However, seasonally adjusted value of sales increased for food products and wearing apparel divisions in 2022.

The agro-processing sector's trade deficit grew by 24,8% in 2022 from a 12,6% growth in 2021. The following divisions registered a positive trade balance during the period under review: beverages, paper and paper products, wood and wood products and tobacco. However, wearing apparel, footwear, rubber products, textiles, food, furniture and leather and leather products divisions had a deficit trade amount in 2022.

Employment in the agro-processing sector rebounded by 1,9% in 2022 following a 0,9% contraction recorded in 2021. This represents an increase of about 8 271 jobs in 2022 from 2021. In 2022, employment in the agro-processing divisions were as follows: food products (221 008), beverages (42 484), wood and wood products (42 783), wearing apparel (33 890), paper and paper products (31 032), textiles (26 854), furniture (24 583), rubber (12 435), footwear (5 960) and leather and leather products (4 571)

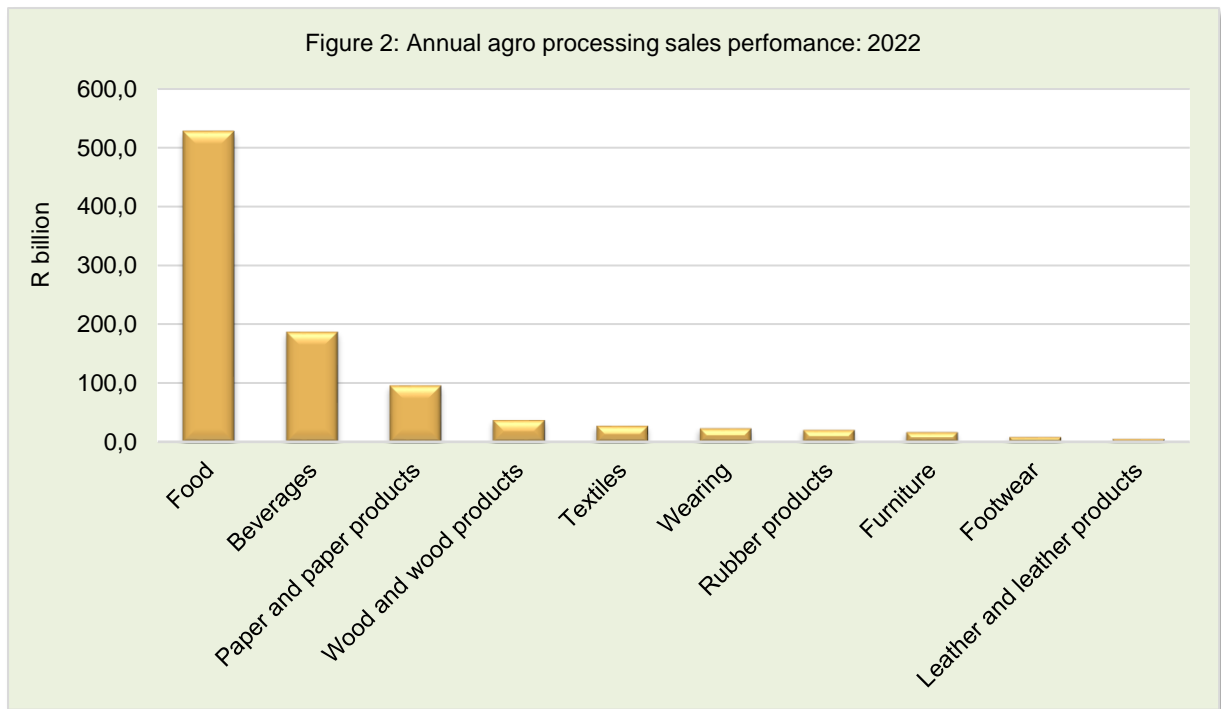
## 1. Volume of production



Source: Statistics SA, 2023

During 2022, the agro-processing sector's seasonally adjusted volume of production contracted by 1,3% from a 13,3% growth in the previous year. The following divisions contracted in 2022: textiles (5,5%), wearing apparel (3,4%), wood and wood products (12,9%), rubber (0,7%) and furniture (3,0%). However, the beverages, footwear and paper and paper products divisions moderated by 7,6%, 4,2% and 1,8%, respectively. The food products division decelerated by 1,2%, while leather and leather products division grew by 4,1% (see Figure 1).

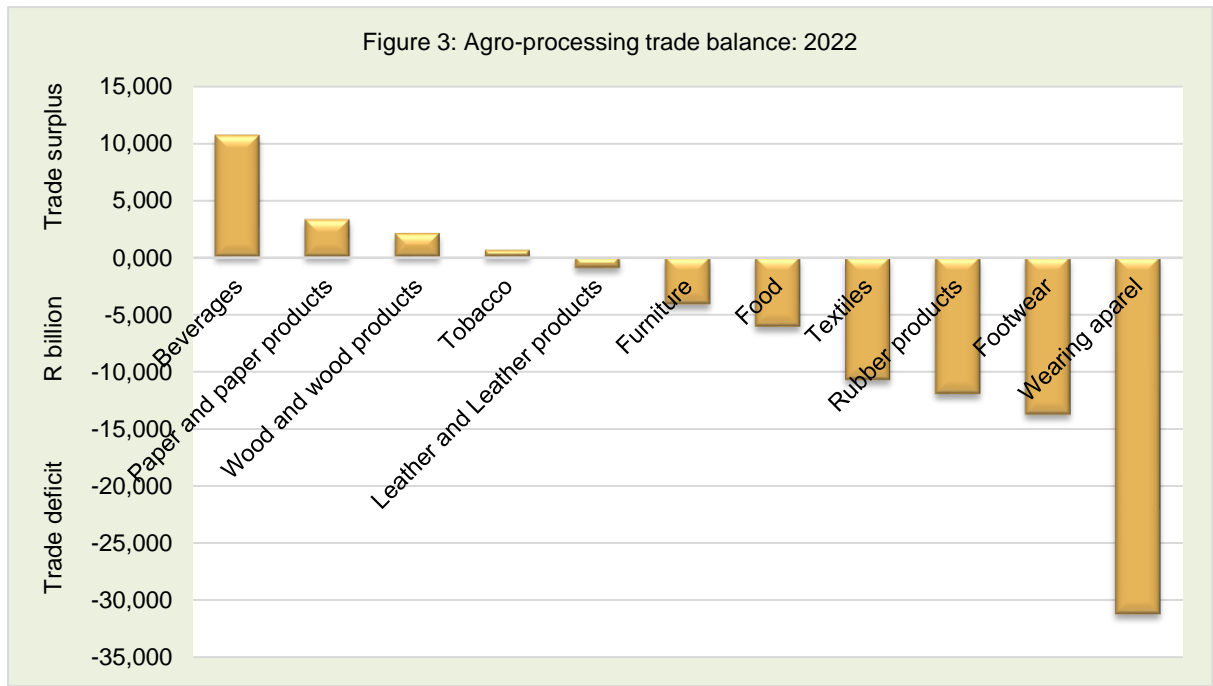
## 2. Sales



Source: Statistics SA, 2023

In 2022, the annual agro-processing sector's seasonally adjusted value of sales moderated by 10,5% from a 13,4% growth in 2021. Therefore, sales increased from R866 148,7 million in 2021 to about R956 778,0 million in 2022. Sales for most of the divisions in the agro-processing sector moderated during this period. These divisions were: rubber products (12,0%), beverages (10,6%), textiles (8,7%), leather and leather products (8,0%), paper and paper products (7,1%), footwear (4,8%) and furniture (4,1%). The seasonally adjusted value of sales increased for food products and wearing apparel divisions by 11,3% and 10,7%, respectively (see Figure 2).

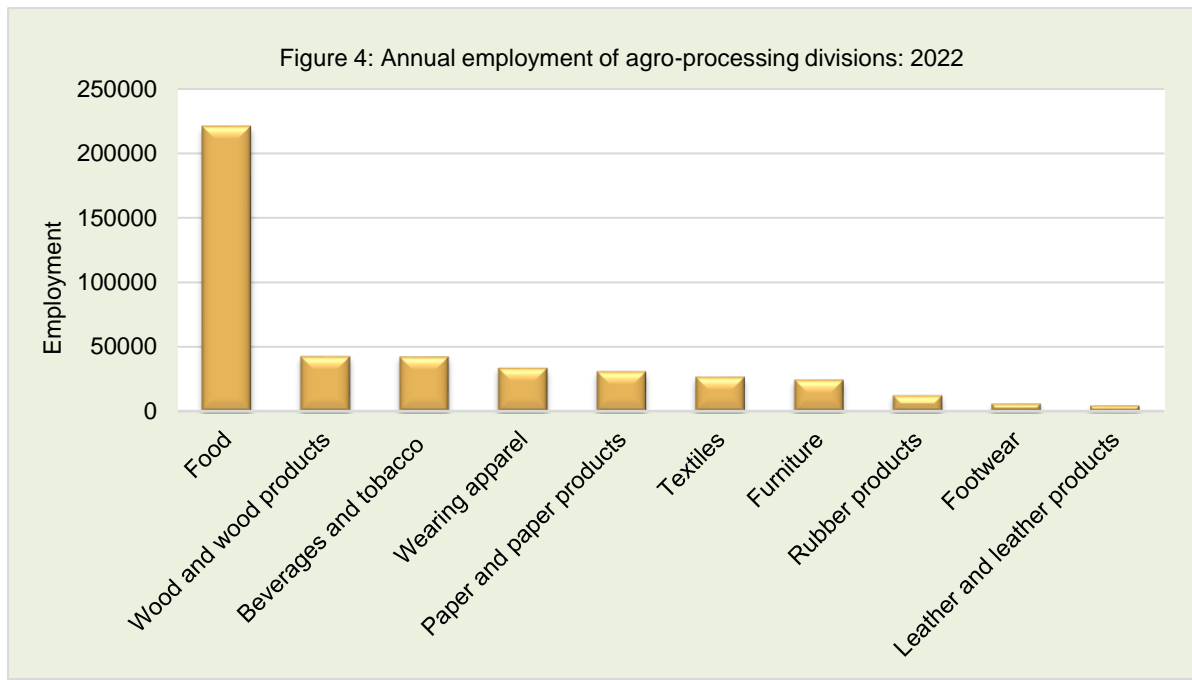
### 3. Trade



Source: Quantec, 2023

The agro-processing sector's trade deficit grew by 24,8% in 2022 from a 12,6% growth in 2021. This translates to a trade deficit widening from R49,937,7 million in 2021 to R62 313,8 million in 2022. The following divisions registered a positive trade balance in 2022: beverages (R10,6 billion), paper and paper products (R3,3 billion), wood and wood products (R2,1 billion) and tobacco (R0,6 billion). However, the wearing apparel (R31,2 billion), footwear (R13,7 billion), rubber products (R11,9 billion), textiles (R10,7 billion), food (R6,1 billion), furniture (R4,1 billion) and leather and leather products (R0,9 billion) divisions had a deficit trade in 2022 (see Figure 3).

#### 4. Employment



Source: Statistics SA 2023

Figure 4 above shows employment in the agro-processing divisions in 2022. Employment in the agro-processing sector rebounded by 1,9% in 2022 following a 0,9% contraction recorded in 2021. This represents an increase of about 8 271 jobs in 2022 as compared to 2021. In 2022, the employment in the agro-processing divisions were as follows: food (221 008), beverages (42 484), wood and wood products (42 783), wearing apparel (33 890), paper and paper products (31 032), textiles (26 854), furniture (24 583), rubber (12 435), footwear (5 960) and leather and leather products (4 571).

---

All correspondence can be addressed to:

The Director: Agro-processing Support  
Private Bag X416, Pretoria, 0001, South Africa  
Tel.: +27 (12) 319 8458/8457  
Fax: +27(12) 319 8093  
E-mail: [VictorTh@dalrrd.gov.za](mailto:VictorTh@dalrrd.gov.za)

This publication is also available on the internet at:  
<http://www.dalrrd.gov.za>

*This document has been compiled by the Department of Agriculture, Land Reform and Rural Development and every effort has been made to ensure the accuracy and thoroughness of the information contained herein and the department cannot be held responsible for any errors, omissions or inaccuracies in such information and data, whether inadvertent or otherwise. The Department of Agriculture, Land Reform and Rural Development therefore accepts no liability that can be incurred resulting from the use of this information.*